
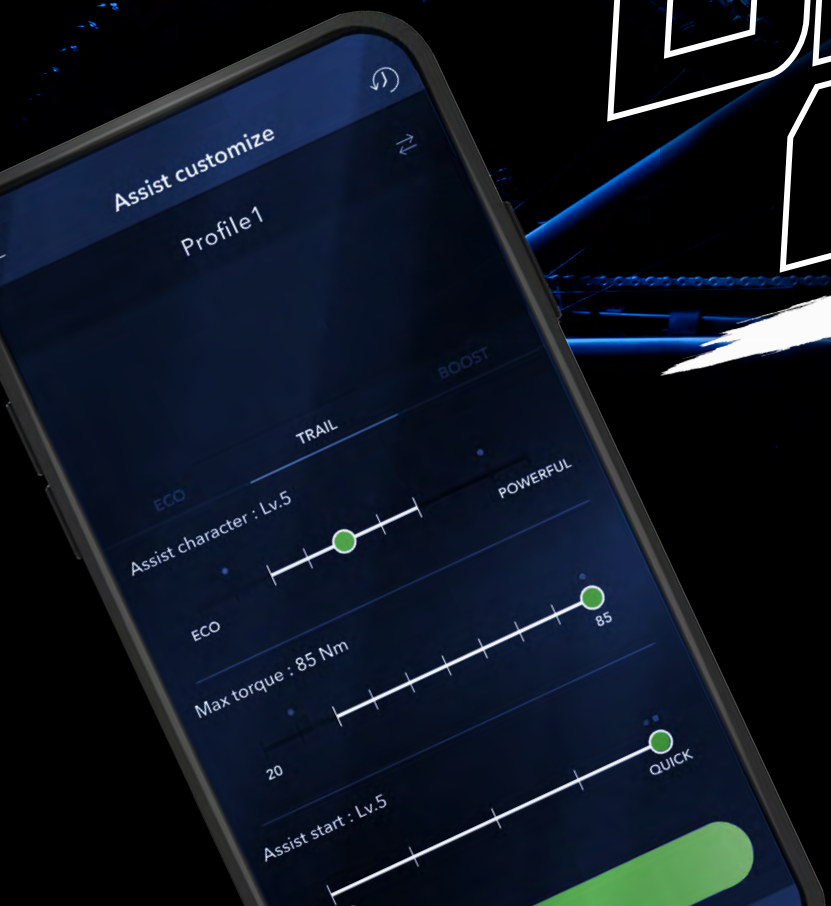


DAART MOOR

PHONE/DISPLAY SETUP WITH THE SHIMANO APPS





SHIMANO E-TUBE APPS

Personalize your riding experience!

»» [Go to the manufacturer's website](#)


WHAT IS E-TUBE?

Shimano E-TUBE software connects you to your bike. It allows you to get the most out of your riding experience.



E-TUBE PROJECT

Shimano E-TUBE PROJECT allows you to wirelessly customize your settings, update firmware, and identify and fix any errors.



E-TUBE RIDE

Shimano E-TUBE RIDE app turns your smartphone into a handy cycling display for monitoring your real-time data.

WHAT CAN YOU DO WITH E-TUBE PROJECT?



Customize

Adjust your bike's settings to match your riding style.



Update firmware

Check for the latest releases with the newest functionalities.



Error check

Immediately identify errors and get solutions.



WHAT TO DO?

Shimano E-TUBE software connects you to your bike. It allows you to get the most out of your riding experience.

1

DOWNLOAD THE APP

Download **E-TUBE PROJECT** or **E-TUBE RIDE** from the App Store or Play Store using your smartphone or computer.



[Go to Google Play](#)



[Go to App Store](#)

2

CONNECT YOUR BIKE

To pair the bike with the application, turn on the bike (battery) and you can pair with the phone.

Turn on Bluetooth on your phone and open the Shimano E-Tube Ride app. The app will then give you instructions on how to connect.

3

START CUSTOMIZING

Choose from a collection of pre-defined settings or create your own!



Now you can assemble your smartphone on a cockpit of your E-Thunderbird and use it as powerful display showing live your riding performance.



DART
MOOR

#RIDEYOURWAY



Producent: **VELO Sp. z o.o.**
ul. Pszczyńska 305 / 44-100 Gliwice
sprzedaz@velo.com.pl